
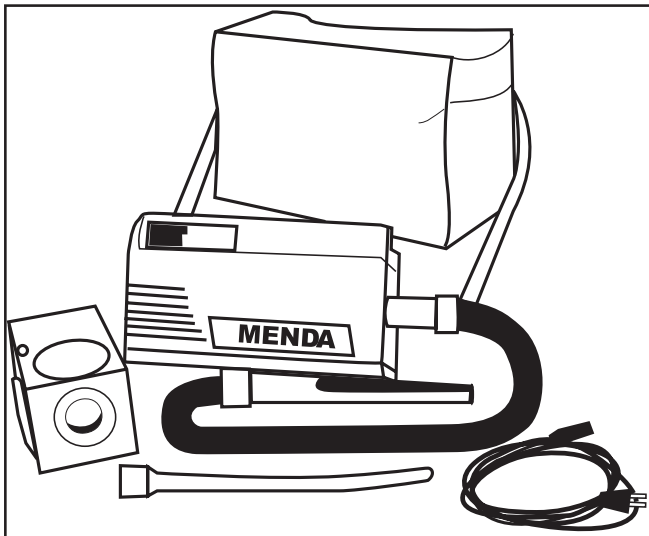


## HEPA Vac and Service Vac Commercial Vacuum Operation and Maintenance



Made in America



**Figure 1: Menda® Vacuums Description**

The Menda HEPA Vac and Service Vac are a compact, high performance, field service vacuum. This model has been specifically designed with ease of portability in mind. The powerful 600-watt motor can handle almost any job. It is for those technicians who require a small, lightweight vacuum for use in and around sensitive electronic equipment such as copy, pick & place, & SMT machines, telecom equipment, computers and printers. The standard 99.97% efficient @ .3 micron HEPA filter cartridge is ideal for fumes, atmospheric dust, lead, glass, pollens, soot, drywall dust, and all color toner. The filter is fully contained for safe, easy disposal. An alternative is Menda now also has an environmentally friendly filter that is less expensive. Instead of the HEPA filter we offer a corrugated shell with replaceable bags. This filter is suitable for most electronic applications. This is the standard filter that comes with the Service Vac.

The HEPA Vac and Service Vac are safe for ESD susceptible electronics. The electronic line filter prevents EMI/RFI noise, and the utensils are static dissipative. The internal ground-wire in the flex-hose and enclosure virtually eliminate static charge generation from utensils.

**Note:** The Menda® HEPA Vac and Service Vac are designed for commercial use only. Keep the body of the vacuum 12" (30cm) away from all ESD sensitive items.

### Inspection

Remove the HEPA Vac or Service Vac from the shipping carton and inspect for exterior damage.

### Items included with model [35852/35844](#)

- 1 99.97% @ .3 Micron HEPA Filter Cartridge
- 1 6' Flex-Hose (Toner Proof and Static Dissipative)
- 1 12" Goose Neck Attachment
- 1 Crevice Attachment
- 1 Crevice Attachment Brush
- 1 Detachable Power Cord (110V Only)

### Items included with model [35846](#)

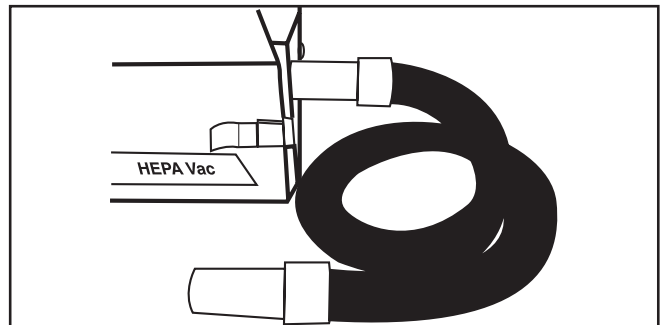
- 1 6' Flex-Hose (Toner Proof and Static Dissipative)
- 1 12" Goose Neck Attachment
- 1 Crevice Attachment
- 1 Crevice Attachment Brush
- 1 Detachable Power Cord (110V Only)
- 1 Corrugated Shell and 2 Replaceable Bags

### Optional Accessories

- [35855](#) Replacement 99.97% @ .3 Micron HEPA Filter Cartridge
- [35847](#) Filter for Service Vac Pack of 5 bags, & Cardboard Shell Filter
- [35856](#) Carrying Case
- [35857/35845](#) HEPA Vac Kit (includes HEPA Vac, carrying case, micro tool kit, and spare filter)

### Operation

Attach the flex-hose securely to the front of the vacuum.



**Figure 2: Attaching flex-hose**

Select the proper attachment. Insert the attachment to the other end of the hose. Insert the female end of the power cord into the AC receptacle at the rear of the vacuum. Plug the power cord into an electrical outlet that is properly grounded in accordance with all local codes and ordinances. The power switch is located at the top of the vacuum.

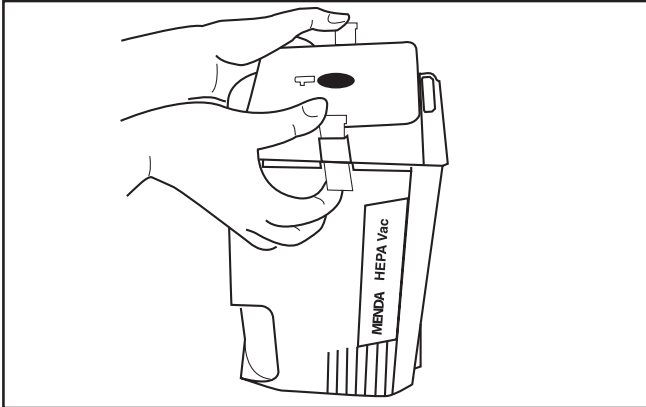
### Filter Change-Out Instructions

Unplug the HEPA Vac or Service Vac from the electrical power. Remove the flex-hose. Sit the vacuum upright, resting the back of the unit with the inlet door facing you.

3651 Walnut Avenue, Chino, CA 91710

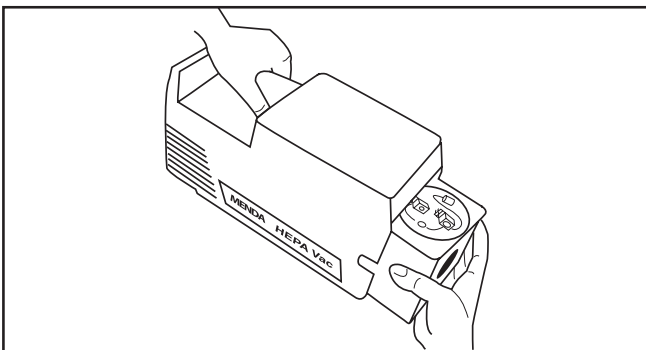
Phone: (909) 627-2453 • Fax (951) 755-8848 • Web Site: [MendaPump.com](http://MendaPump.com)

With thumb and forefinger, pull out the curved side tabs of the inlet door until they are free from the latching mechanism on the body of the vacuum. Then pull the door toward you, being careful not to damage the ground wire (door may hang by ground wire while the new filter is being inserted).



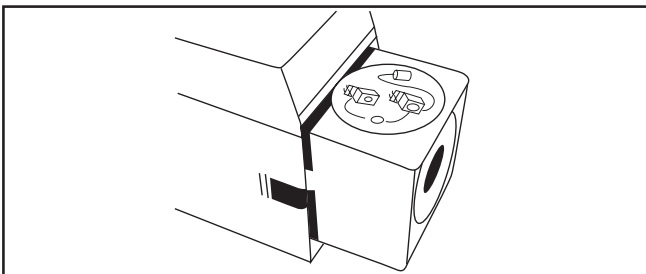
**Figure 3:** Lifting out the cartridge.

Grasp the handle of the vacuum, tilt it forward at a 45 degree angle, and slide the filter cartridge out.



**Figure 4:** Sliding the cartridge out.

Dispose of the filter in an appropriate manner. Reinstall a new filter cartridge with the pleated paper end toward the motor. The label on the filter should be facing up.



**Figure 5:** Reinstalling the filter cartridge.

Replace the filter door, carefully aligning it, first the top, then the bottom. Press firmly on the side tabs, pushing them past the second notch.

## Transporting Instructions

Unplug the detachable power cord from the outlet and vacuum. Remove any attachments and the flex-hose and return the vacuum and attachment to their shipping container, unless you have the optional carrying case. Insert the orange plug into the end of the door to prevent spillage.

## Specifications

Noise Level: 84 decibels

### Hepa Vac

Suction: Approx. 50"/H2O

### Service Vac

Suction: Approx. 40"/H2O

The Hepa Vac and Service Vac motors are 600 Watts. It has approximately one quart capacity.

The hose jacket is made out of conductive material called santoprene and the hose ends are ESD safe polypropylene material.

### **RoHS Compliance Statement**

None of the following materials are intentionally added in manufacturing this product: lead, mercury, cadmium, hexavalent chromium, polybrominated biphenyls (PBB) or polybrominated diphenyl ethers (PBDE) as outlined in the Directive 2002/95/EC Article 4.1. See Desco Industries Inc. letter on-line at [MendaPump.com](http://MendaPump.com).

### **Limited Warranty**

Menda expressly warrants that for a period of one (1) year from the date of purchase, Menda HEPA Vacs and Service Vacs will be free of defects in material (parts) and workmanship (labor). Within the warranty period, the product will be tested, repaired, or replaced at Menda's option, free of charge. Call our Customer Service Department at 909-627-2453 for a Return Material Authorization (RMA) and proper shipping instructions and address. Include a copy of your original packing slip, invoice, or other proof of purchase date. Any unit under warranty should be shipped prepaid to the Menda factory. Warranty repairs will take approximately two weeks.

If your unit is out of warranty, call Customer Service at 909-627-2453 for a Return Material Authorization (RMA) and proper shipping instructions and address. Menda will quote repair charges necessary to bring your unit up to factory standards.

### **Warranty Exclusions**

THE FOREGOING EXPRESS WARRANTY IS MADE IN LIEU OF ALL OTHER PRODUCT WARRANTIES, EXPRESSED AND IMPLIED, INCLUDING MERCHANTABILITY AND FITNESS FOR A PARTICULAR PURPOSE WHICH ARE SPECIFICALLY DISCLAIMED. The express warranty will not apply to defects or damage due to accidents, neglect, misuse, alterations, operator error, or failure to properly maintain, clean or repair products.

### **Limit of Liability**

In no event will Menda or any seller be responsible or liable for any injury, loss or damage, direct or consequential, arising out of the use of or the inability to use the product. Before using, users shall determine the suitability of the product for their intended use, and users assume all risk and liability whatsoever in connection therewith.

3651 Walnut Avenue, Chino, CA 91710

Phone: (909) 627-2453 • Fax (951) 755-8848 • Web Site: [MendaPump.com](http://MendaPump.com)